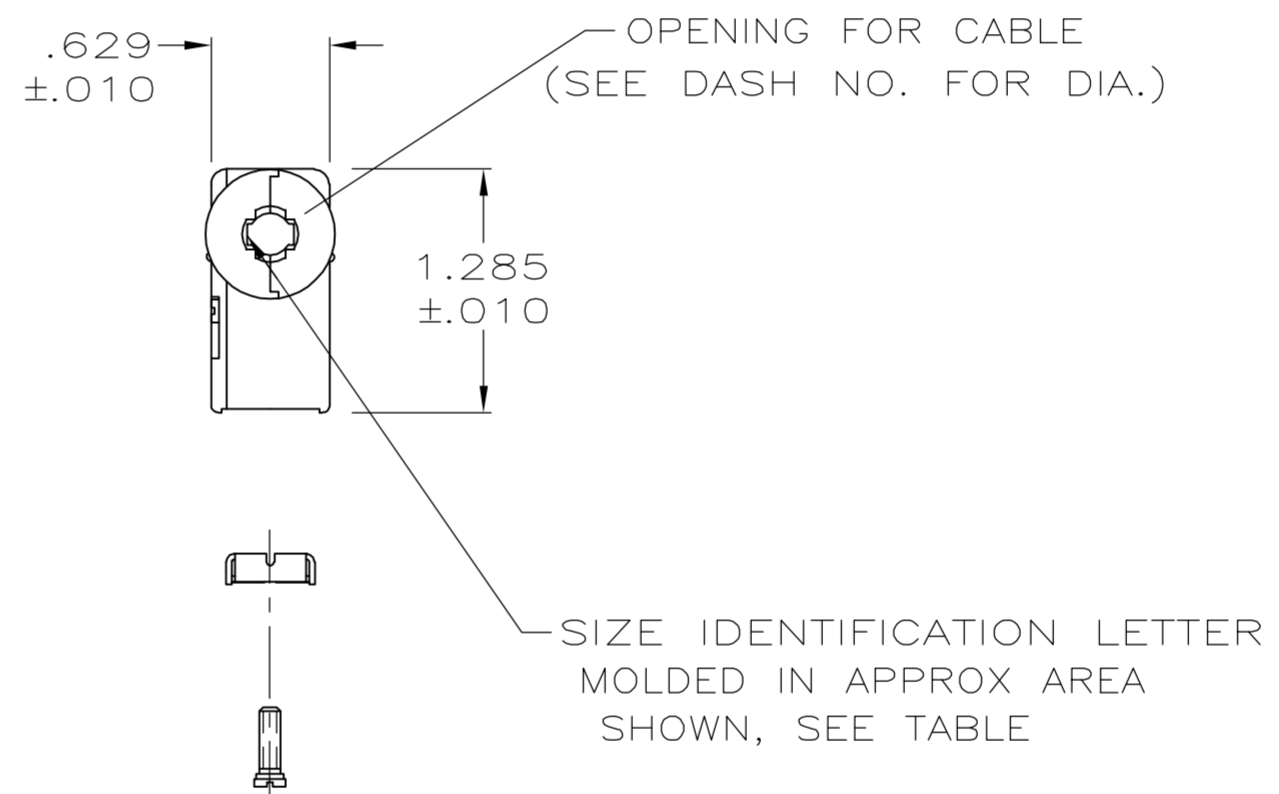
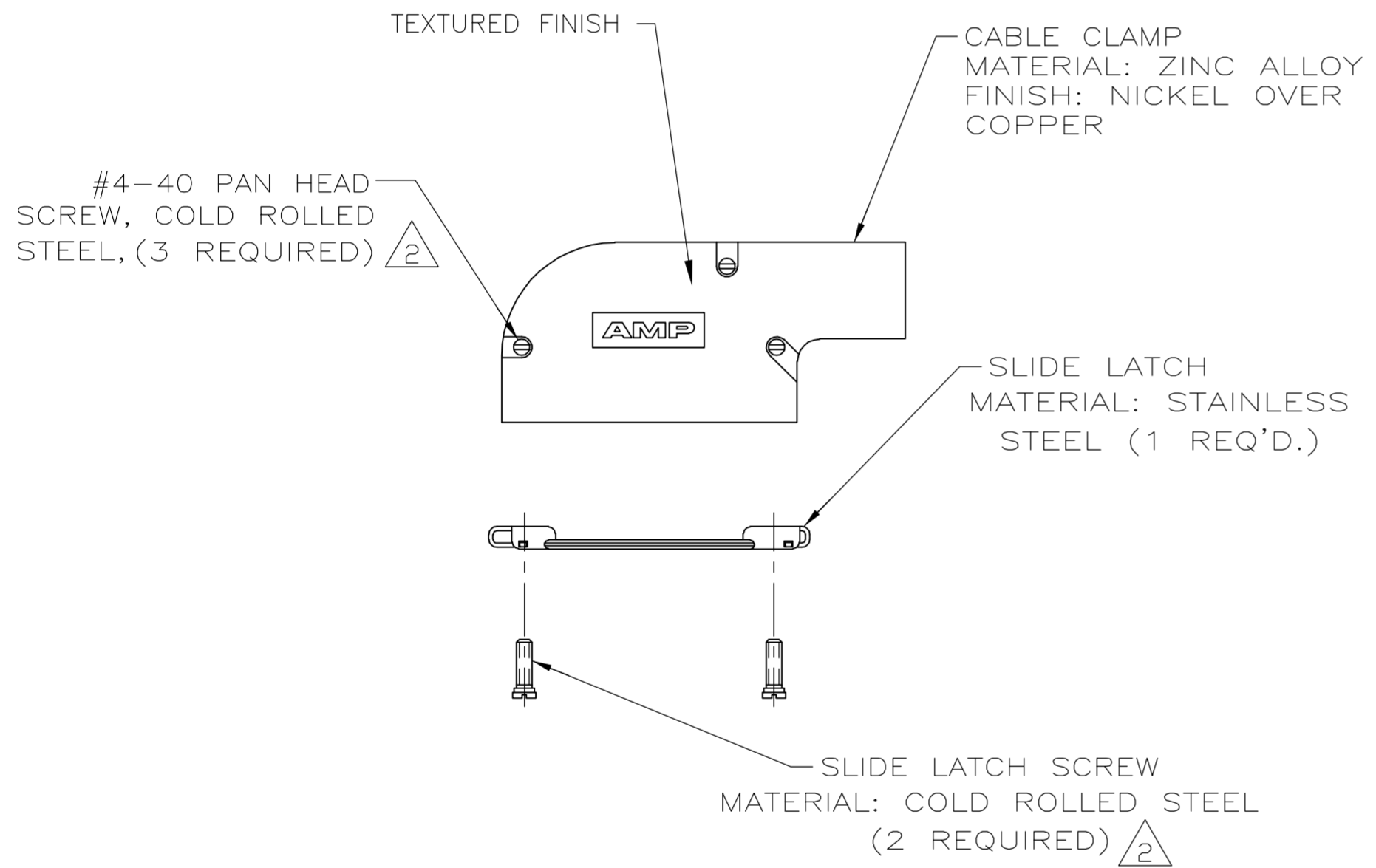
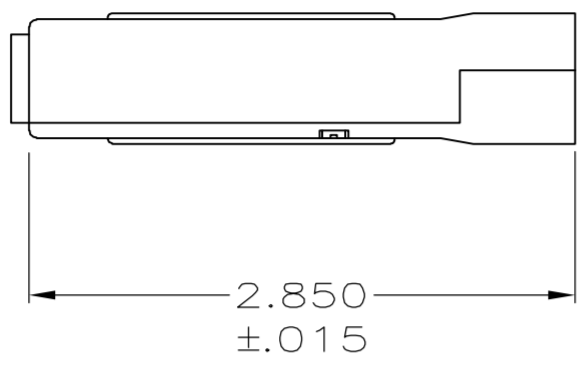


THIS DRAWING IS UNPUBLISHED. RELEASED FOR PUBLICATION
 © COPYRIGHT BY TYCO ELECTRONICS CORPORATION. ALL RIGHTS RESERVED.

LOC	DIST	REVISIONS			
P	LTR	DESCRIPTION	DATE	DWN	APVD
GP	00	0	RELEASED PER EC OS13-0226-05	12AUG05	BM JG

- ALL PARTS PACKAGED UNASSEMBLED AS A UNIT KIT.
- ZINC PLATED .000200-.000400 THICK CLEAR CHROMATE COATING.



NECK IDENT	CABLE DIA	PART NO.
D	.280	5745653-5
G	.355	5745653-4
K	.430	5745653-3
M	.480	5745653-2
P	.530	5745653-1

THIS DRAWING IS A CONTROLLED DOCUMENT.		DWN B. MCMASTER 12AUG05	Tyco Electronics Corporation Harrisburg, Pa 17105-3608													
DIMENSIONS: INCHES		CHK C. ROHDE 12AUG05														
TOLERANCES UNLESS OTHERWISE SPECIFIED:		APVD M. WALMSLEY 12AUG05	NAME CABLE CLAMP KIT, SIZE 3, 25 POSITION, 90 DEGREES, AMPLIMITE SERIES													
<table border="1"> <tr><td>0 PLC</td><td>± -</td></tr> <tr><td>1 PLC</td><td>± -</td></tr> <tr><td>2 PLC</td><td>± -</td></tr> <tr><td>3 PLC</td><td>± .005</td></tr> <tr><td>4 PLC</td><td>± -</td></tr> <tr><td>ANGLES</td><td>± -</td></tr> </table>		0 PLC	± -	1 PLC	± -	2 PLC	± -	3 PLC	± .005	4 PLC	± -	ANGLES	± -	PRODUCT SPEC -	SIZE A2	CAGE CODE 00779
0 PLC	± -															
1 PLC	± -															
2 PLC	± -															
3 PLC	± .005															
4 PLC	± -															
ANGLES	± -															
MATERIAL SEE CALLOUTS		FINISH SEE CALLOUTS	WEIGHT -	DRAWING NO C=5745653												
CUSTOMER DRAWING			SCALE 1:1	SHEET 1 OF 1												
			REV 0	RESTRICTED TO -												

5745653